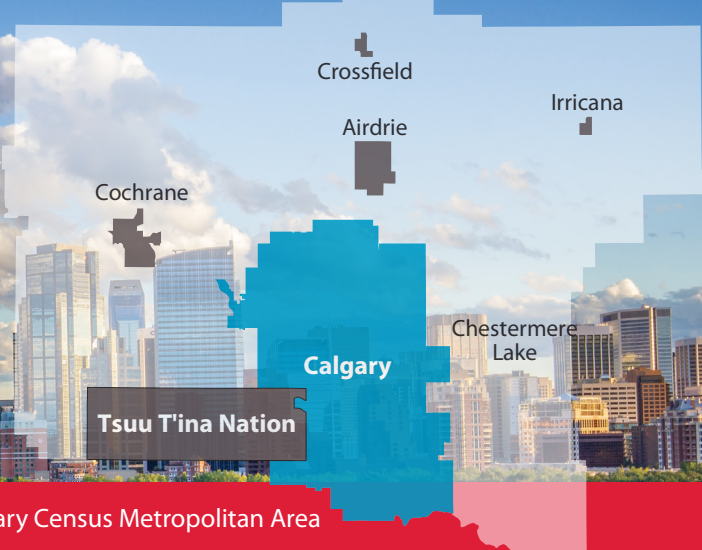



Calgary: Census 2016

Calgary is a city of opportunity that attracts people from around the world seeking a great place to make a living and a life.



Population



1,392,609

A **14.6%** increase from the **2011** population of 1,214,839

50.1% 49.9%



Highest

population growth of all Canadian census metropolitan areas 2011 to 2016



Youngest

The lowest average age of major Canadian cities at 37.4. The median age of Calgarians is 36.4

70.2% of Calgary's population is between the ages of **15 to 64**, the **highest of major Canadian cities**

Income



Median total household income increased

19.7% **2010:** \$83,220
2015: \$99,583

Immigrants, Diversity and Ethnic Origin

29.4% of Calgary's population are immigrants, up from 26.2% in 2011

33.7% of Calgary's population are visible minorities, up from 28.1% in 2011

Over 240 ethnic origins

(unchanged from 2011)

- | | |
|----------------|------------------|
| 21.7% British | 6.6% Ukrainian |
| 20.1% Canadian | 6.6% East Indian |
| 17.5% Scottish | 5.5% Filipino |
| 14.7% German | 4.2% African |
| 14.3% Irish | 4.0% Aboriginal |
| 8.6% French | 2.6% Latino |
| 7.6% Chinese | |

Household

73% households in Calgary own their homes

The **highest home ownership rate of major Canadian cities** and the fastest growing between 2011 and 2016

Specifically: **21.8%** own **condominiums**
58.3% own **single-family homes**

2.6 average number of people in each household






The Daily Work Commute

When it comes to the daily commute, **32% of Calgarians use sustainable transportation**

 **14.4%**
use public transit

 **11.4%**
carpool

 **1.5%**
cycle to work

 **4.7%**
walk to work

Commute Times


Calgary morning rush hour runs from 6:30 to 9:30 a.m.
29.3% of Calgarians leave for work between 7:00 and 8:00 a.m.

26.5 minutes Calgarians average commute time to work. The Canadian average commute time is 26.2 minutes

41.6 minutes Calgary average commute time using public transit

18.2 minutes Calgary average commute time by walking or cycling

Place of Work

 **7.1%**
of Calgarians worked from home. Of those working from home, 47% are male and 53% are female

Language at Work

97.4% of the working population use English at work

0.2% use French at work

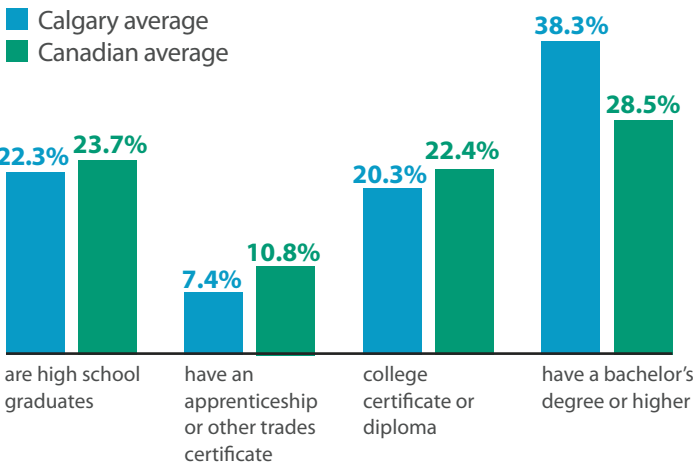
1.1% use non-official languages including Cantonese, Punjabi, Spanish, Tagalog (Filipino) and Mandarin





Education

Calgary had the **third highest post-secondary educational attainment of major Canadian cities (25 to 64 years old)**



In addition:

45.2% of immigrants have a bachelor's degree or higher

17.5% of Aboriginals have a bachelor's degree or higher

Calgary had the **highest proportion of STEM graduates of major Canadian cities**

17.7% of graduates have degrees in STEM



Top 5 Fields of Study

Ranked by percentage of Calgarians (15+ years old)

- 13.1% Business, management and marketing
- 7.4% Health
- 5.6% Engineering
- 3.6% Education
- 2.8% Engineering technologies

Labour

of Calgary's labour force:



32.5%
are immigrants



66%
have post-secondary education

Employment



66.5%
of Calgarians are employed vs. the Canadian average of 60.2%



63.3%
of Aboriginals are employed vs. the Canadian average of 52.1%



52.3%
of Calgarians (15 to 24 years old) are employed vs. the Canadian average of 51.9%



3.6%
of Calgarians (64+ years old) are employed vs. the Canadian average of 4.4%