

CALGARY WEALTH: FACT SHEET

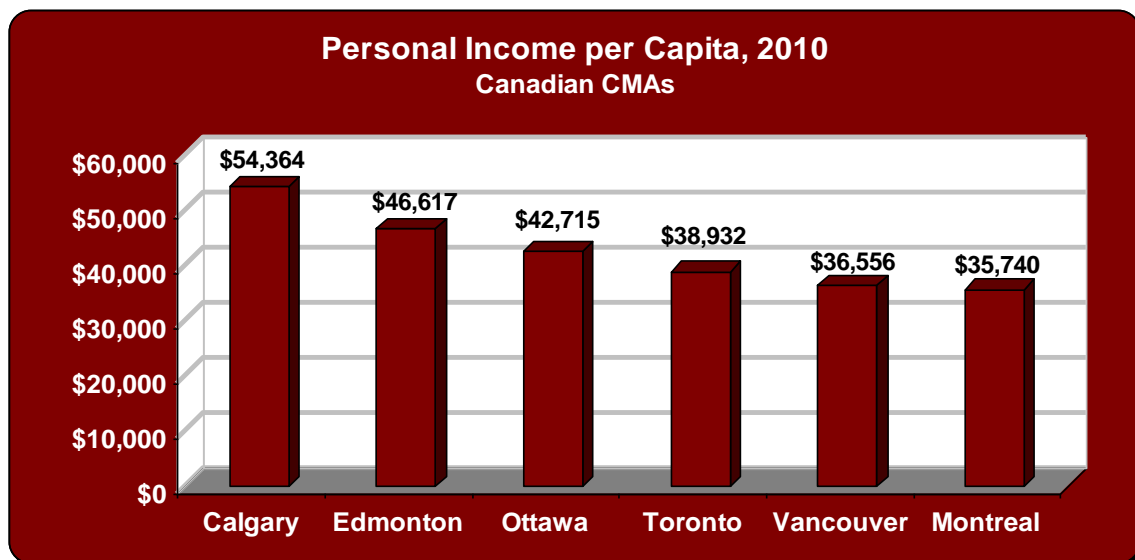
From personal income to investments, Calgary is Canada's leader in earnings and financial management.

PERSONAL INCOME PER CAPITA

Personal income is the sum of all revenue (wages, dividends, self-employment, etc.) received in a year.

Calgary had the highest personal income per capita of the major Canadian Census Metropolitan Areas (CMAs) at \$54,364 in 2010, and has maintained this ranking for over a decade.

Of Canada's major Canadian CMAs, Calgary had the second highest average annual growth in personal income per capita over the past 10 years at 4.5 per cent (2001-2010), as well as the second highest total growth over the same period at a rate of 41.9 per cent.



Source: Conference Board of Canada

Calgary Economic Development
731 1st Street SE Calgary Alberta Canada T2G 2G9
Telephone 403 221 7831 Fax 403 221 7828 Toll Free 1 888 222 5855
www.calgaryeconomicdevelopment.com

WAGES AND SALARIES

Calgary also represented the highest wages and salaries per employee in the country, at \$63,332 in 2010. Calgary employees have consistently been the most compensated for the past decade (2001-2010) and boast the highest growth in earnings (2.0%) over the past year (2009-2010), amongst Canada's other major centres.



Source: Conference Board of Canada

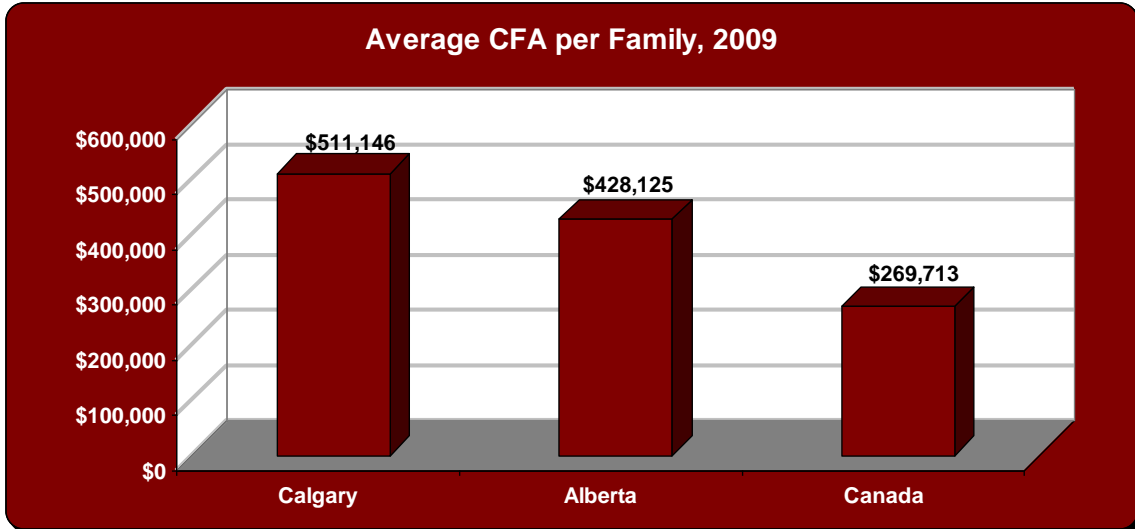
CALCULATED FINANCIAL ASSETS

Calculated Financial Assets¹ (CFA) are estimates of the principal amounts invested to generate the dividend and interest incomes reported on the tax file. The basis of the estimation is the interest and dividend income reported and average rates of return for interest and dividends.

As at 2009, 44.7% of Calgary families had CFA, resulting in 243,500 Calgary families generating an investment total of \$124.5 Billion (an average of \$511,146 per family with CFA).

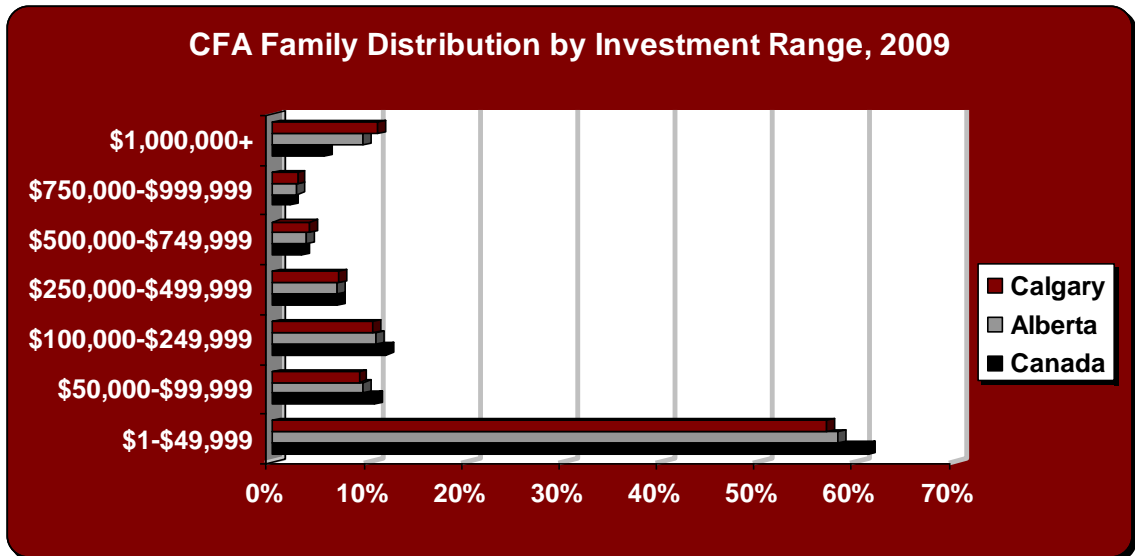
During this same period, Calgarian CFA families' average investment (\$511,146) exceeded the provincial (\$428,125) and national (\$269,713) averages.

Calgary Economic Development
731 1st Street SE Calgary Alberta Canada T2G 2G9
Telephone **403 221 7831** Fax **403 221 7828** Toll Free **1 888 222 5855**
www.calgaryeconomicdevelopment.com



Source: Statistics Canada

Proportionately, by 2009, Calgary families with CFA had invested a higher percentage of total investments than the provincial and national average, across all CFA dollar ranges from \$250,000 to \$1,000,000+.

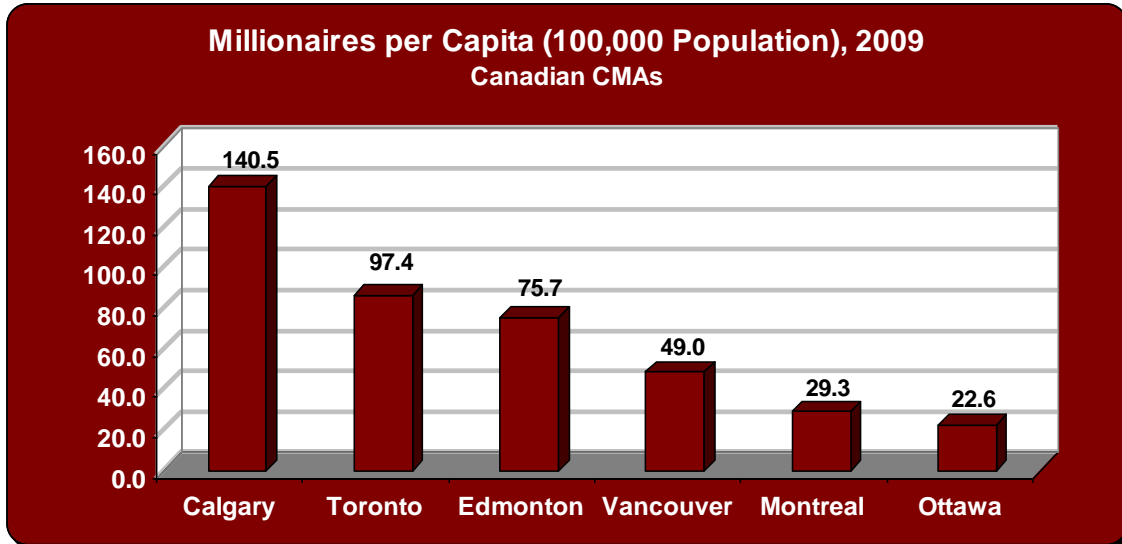


Source: Statistics Canada

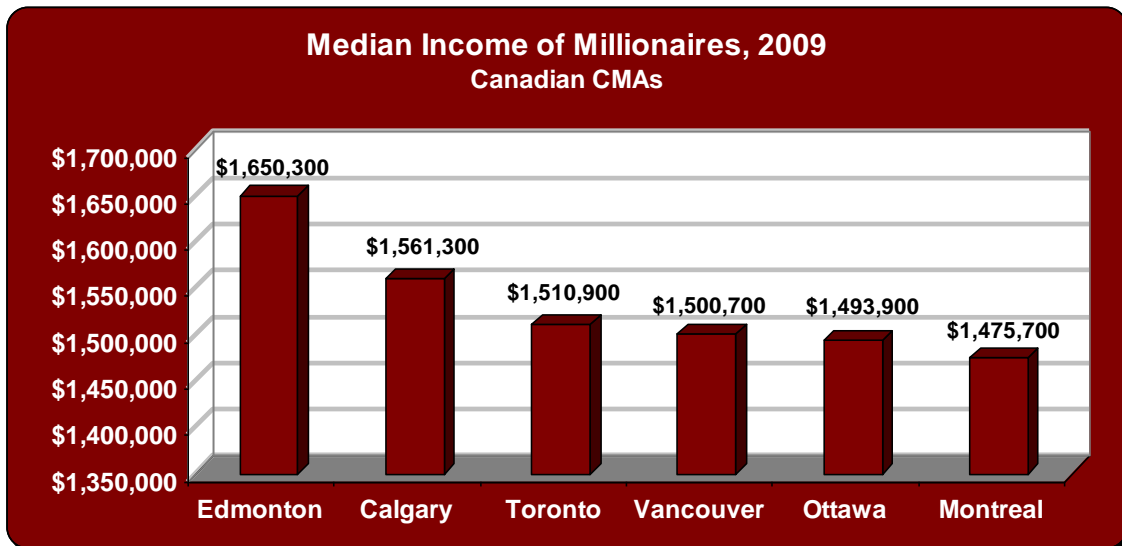
Calgary Economic Development
 731 1st Street SE Calgary Alberta Canada T2G 2G9
 Telephone **403 221 7831** Fax **403 221 7828** Toll Free **1 888 222 5855**
www.calgaryeconomicdevelopment.com

MILLIONAIRES

In 2009, Calgary had the highest number of millionaires in Canada (persons reporting personal income of \$1 Million+), on a per capita basis, at 140.5 per 100,000 Population. During this same year, Calgary millionaires reported a median income of \$1,561,300 placing second only to Edmonton's millionaire median income of \$1,650,300.



Source: Statistics Canada



Source: Statistics Canada

Calgary Economic Development
731 1st Street SE Calgary Alberta Canada T2G 2G9
Telephone 403 221 7831 Fax 403 221 7828 Toll Free 1 888 222 5855
www.calgaryeconomicdevelopment.com

¹ Whereas it is possible to estimate the principal amount invested in interest- and dividend-bearing instruments, the CFA is by no means an estimate of net worth. This measure, in particular, excludes all non-financial assets – financial assets held in which the income is not taxable, such as Registered Retirement Savings Plans, and assets that do not generate annual income in the form of interest or dividends, such as non-dividend-bearing stocks.

The measure in no way estimates financial liabilities, or even takes liabilities into account. The CFA, however, is an estimate of some liquid assets – assets that might be of interest to a financial marketer.

Theoretically, individuals or families with high net worth may have high gross financial assets while individuals or families with low net worth may be more likely to have low gross financial assets. Thus, we have used the interest and dividend information to calculate the financial assets (CFA) as a partial measure of net worth.

Calgary Economic Development
731 1st Street SE Calgary Alberta Canada T2G 2G9
Telephone 403 221 7831 Fax 403 221 7828 Toll Free 1 888 222 5855
www.calgaryeconomicdevelopment.com