

## Calgary Small Businesses: Fact Sheet

Known for its entrepreneurial business spirit, Calgary is the ideal climate for small business enterprises. Whether it's a dog grooming business or a welding service, Calgary has the right economic environment for small business owners.

*"The Calgary Census Metropolitan Area is clearly one of Canada's hotbeds for small business. The importance of the oil & gas industry in Calgary, with its large associated sector of small consulting and service shops, is the main explanation for Calgary's position as Canada's small-business hotbed. The presence of larger enterprises is also a driver for small businesses because the larger firms farm out specialized work to the small shops."*

- BMO's "Canada's Small Business Hotbeds, Latest Trends" (October 2005)

## BUSINESS ESTABLISHMENTS<sup>1</sup>

Small businesses (businesses that employ less than 50 employees) accounted for 94.8 per cent of all businesses with employees in the Calgary Census Metropolitan Area (CMA) in 2008, of which there were 48,654 business establishments.

Among Canada's major Census Metropolitan Areas, Calgary was third for small business growth over the 2004 to 2009 period, at a rate of 9.0 per cent. The largest five-year growth in Calgary CMA was in the 1 - 4 employee size range of small business at 18.9 per cent.

Calgary Small Business by Employee Size Calgary CMA 2004 - 2008						
Employee Size Range	2004	2005	2006	2007	2008	5-Year (2004-2008) Total Growth Rate (%)
1-4 Employees	24,621	25,369	26,218	28,848	29,282	18.9%
5-9 Employees	7,703	7,770	7,936	8,167	8,105	5.2%
10-19 Employees	5,791	5,659	5,921	5,161	5,233	-9.6%
20-49 Employees	4,184	4,203	4,592	3,632	3,493	-16.5%
Total (<50 Employees)	42,299	43,001	44,667	45,808	46,113	9.0%

Source: Statistics Canada. *Canadian Business Patterns*

<sup>1</sup> Note that Statistics Canada definition of business establishments does not include sole proprietorships/self-employed, but does include companies with payroll.

**Small Businesses by Industry and Employee Size  
Calgary CMA  
2008**

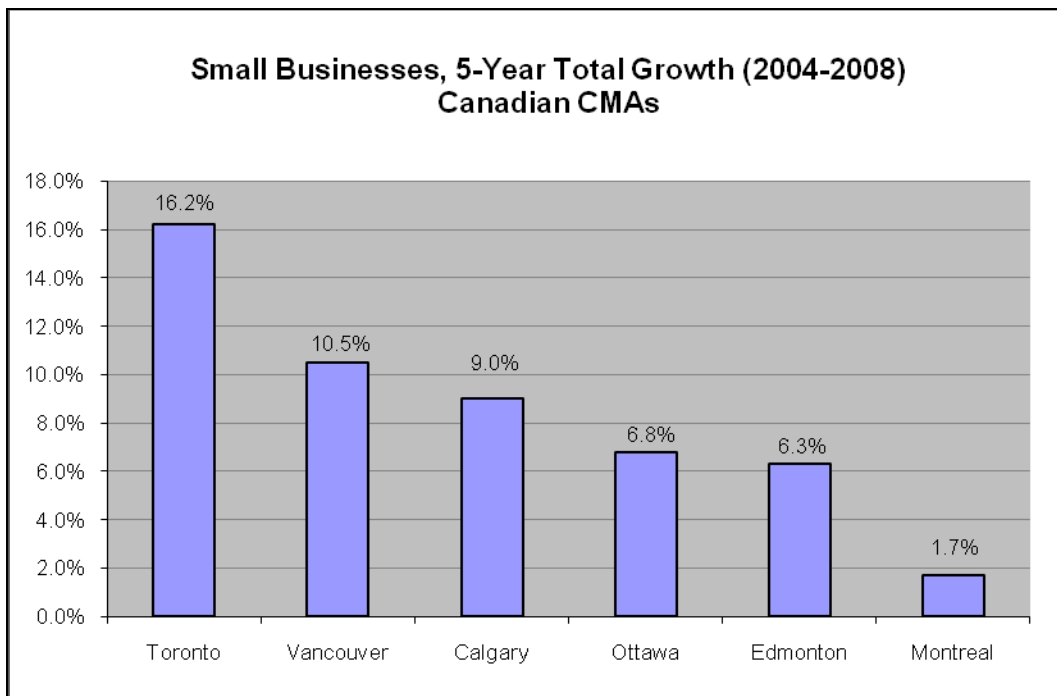
Industry	1-4 Employees	5-9 Employees	10-19 Employees	20-49 Employees	Total	% Distribution
<b>Total</b>	<b>29,282</b>	<b>8,105</b>	<b>5,233</b>	<b>3,493</b>	<b>46,113</b>	100.0
<b>% of Total</b>	63.5	17.6	11.3	7.6	<b>100.0</b>	100.0
Agriculture, Forestry, Fishing and Hunting	243	45	23	16	<b>327</b>	0.7
Mining and Oil and Gas Extraction	836	236	201	183	<b>1,456</b>	3.2
Utilities	26	15	14	15	<b>70</b>	0.2
Construction	3,949	1,041	547	366	<b>5,903</b>	12.8
Manufacturing	594	316	297	257	<b>1,464</b>	3.2
Wholesale Trade	1,169	574	409	302	<b>2,454</b>	5.3
Retail Trade	1,559	1,396	769	360	<b>4,084</b>	8.9
Transportation and Warehousing	992	183	129	116	<b>1,420</b>	3.1
Information and Cultural Industries	217	82	51	49	<b>399</b>	0.9
Finance and Insurance	1,087	258	164	156	<b>1,665</b>	3.6
Real Estate and Rental and Leasing	1,361	274	165	103	<b>1,903</b>	4.1
Professional, Scientific and Technical Services	8,755	898	510	359	<b>10,522</b>	22.8
Management of Companies and Enterprises	568	135	79	100	<b>882</b>	1.9
Administrative and Support, Waste Management and Remediation Services	1,305	491	279	185	<b>2,260</b>	4.9
Educational Services	271	81	73	44	<b>469</b>	1.0
Health Care and Social Assistance	1,817	603	410	158	<b>2,988</b>	6.5
Arts, Entertainment and Recreation	206	102	56	45	<b>409</b>	0.9
Accommodation and Food Services	657	550	656	498	<b>2,361</b>	5.1
Other Services (except Public Administration)	3,663	820	392	171	<b>5,046</b>	10.9
Public Administration	7	5	9	10	<b>31</b>	0.1

Source: Statistics Canada, Canadian Business Patterns

The dominant industries that made up Calgary's small business sector in 2008 were:

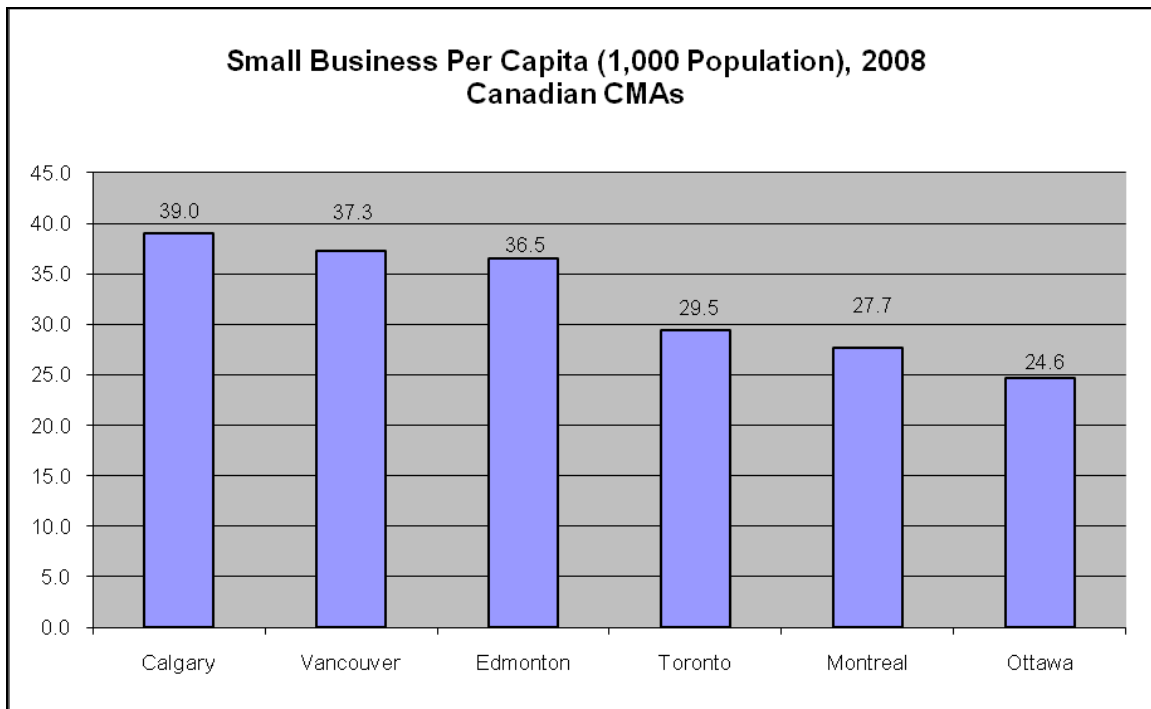
- Professional, Scientific, and Technical Services --10,552 businesses
- Construction --5,903 businesses
- Other Services (except Public Administration) --5,046 businesses.

Among Canada's major Census Metropolitan Areas, Calgary was third in terms of small business growth over the 2004 to 2008 period, at a rate of 9.0 per cent.



Source: Statistics Canada, Canadian Business Patterns

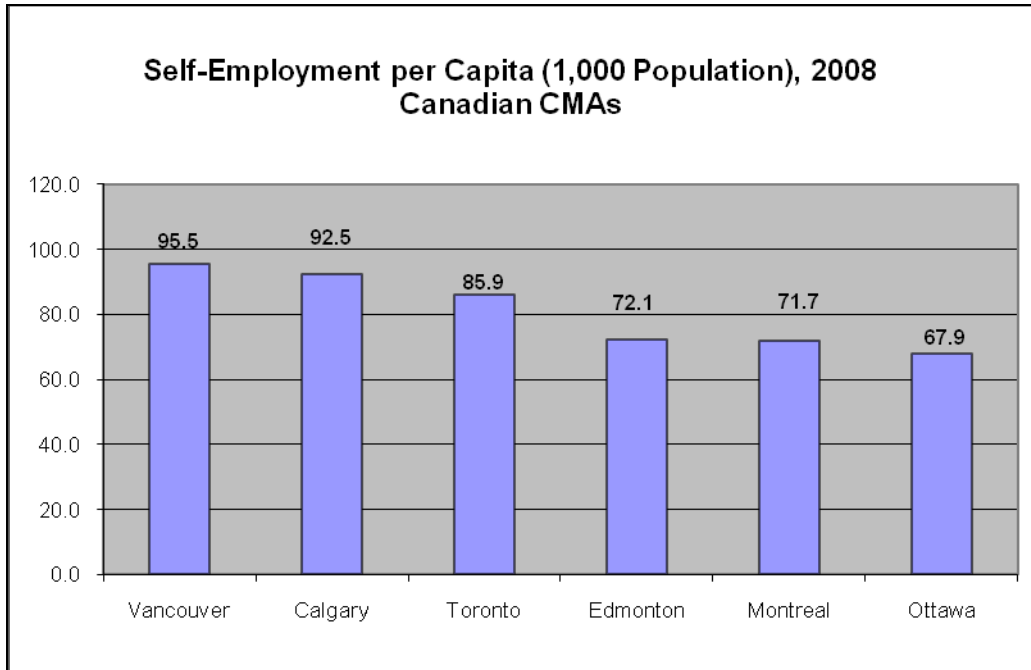
Relative to its population, Calgary had the highest number of small businesses per capita in Canada in 2008, at a rate of 39.0 per 1,000 population.



Source: Statistics Canada, *Canadian Business Patterns*

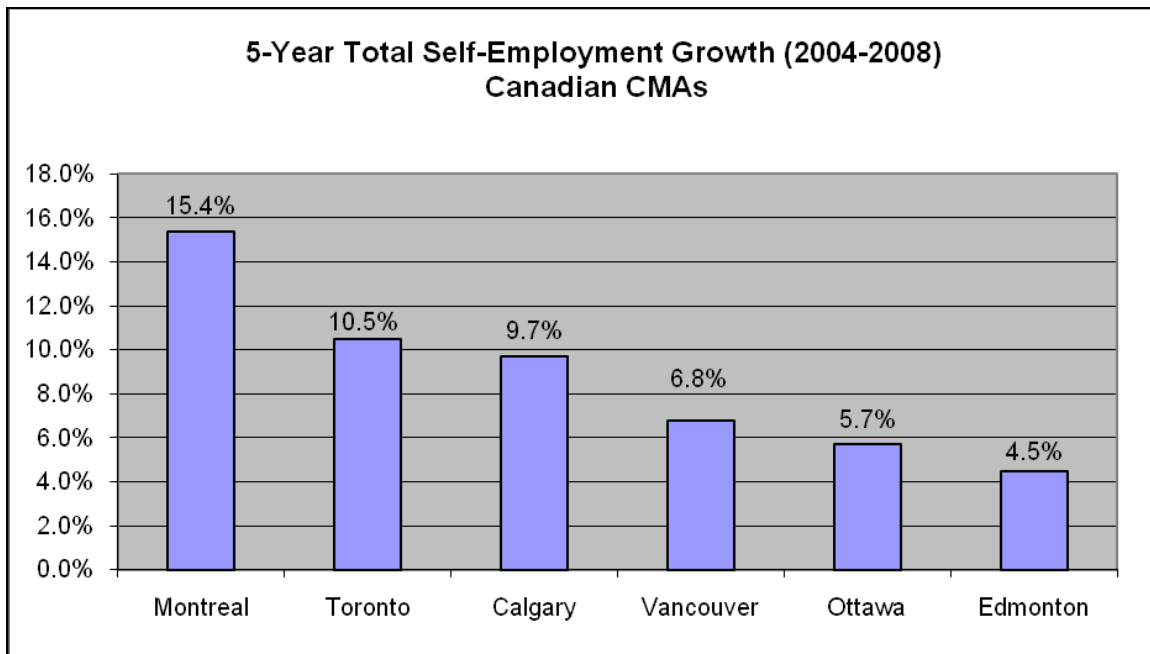
## SELF-EMPLOYMENT

In 2008, there were 109,400 self-employed Calgarians. On a per capita basis, Calgary had the second highest number of self-employed people in Canada at 92.5 per 1,000 population.



Source: Statistics Canada, Labour Force Survey

During the past 5 years (2004-2008), Calgary experienced the third highest total growth in self-employment in Canada, at a rate of 9.7 per cent.



Source: Statistics Canada, Labour Force Survey

Calgary is the young entrepreneurial capital of Canada. Its 15-34 age cohort of self-employed was proportionately larger than that of any other major Canadian Census Metropolitan Area, at 25.4 per cent.

**Number and Distribution of Self-Employed by Age Cohort  
Canadian CMAs  
2008**

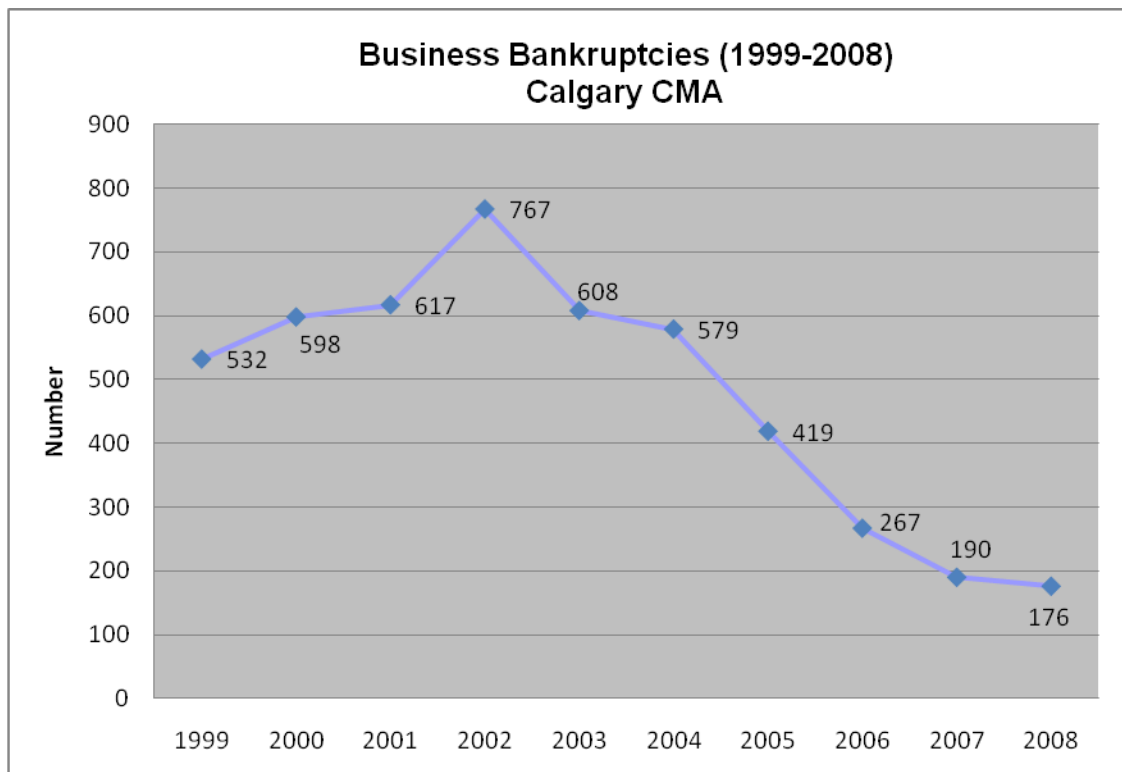
Age cohort	Montreal		Ottawa		Toronto		Calgary		Edmonton		Vancouver	
	Number	Share	Number	Share	Number	Share	Number	Share	Number	Share	Number	Share
15-24	8,500	3.2%	3,500	4.3%	13,000	2.7%	5,900	5.4%	2,800	3.5%	5,500	2.5%
25-34	39,800	14.8%	12,300	15.1%	65,400	13.8%	21,900	20.0%	12,900	15.9%	32,000	14.8%
35-44	72,400	26.9%	20,100	24.7%	131,900	27.8%	29,000	26.5%	21,000	25.9%	57,000	26.3%
45-54	83,300	31.0%	25,200	31.0%	144,000	30.3%	25,600	23.4%	25,000	30.9%	67,200	31.0%
55-64	47,700	17.7%	14,300	17.6%	87,300	18.4%	19,300	17.6%	15,000	18.5%	41,400	19.1%
65+	17,300	6.4%	6,100	7.5%	33,500	7.1%	7,800	7.1%	4,400	5.4%	13,800	6.4%
<b>Total</b>	<b>269,000</b>	<b>100.0%</b>	<b>81,500</b>	<b>100.0%</b>	<b>475,100</b>	<b>100.0%</b>	<b>109,500</b>	<b>100.0%</b>	<b>81,100</b>	<b>100.0%</b>	<b>216,900</b>	<b>100.0%</b>

Source: Statistics Canada, Labour Force Survey

## **BANKRUPTCIES**

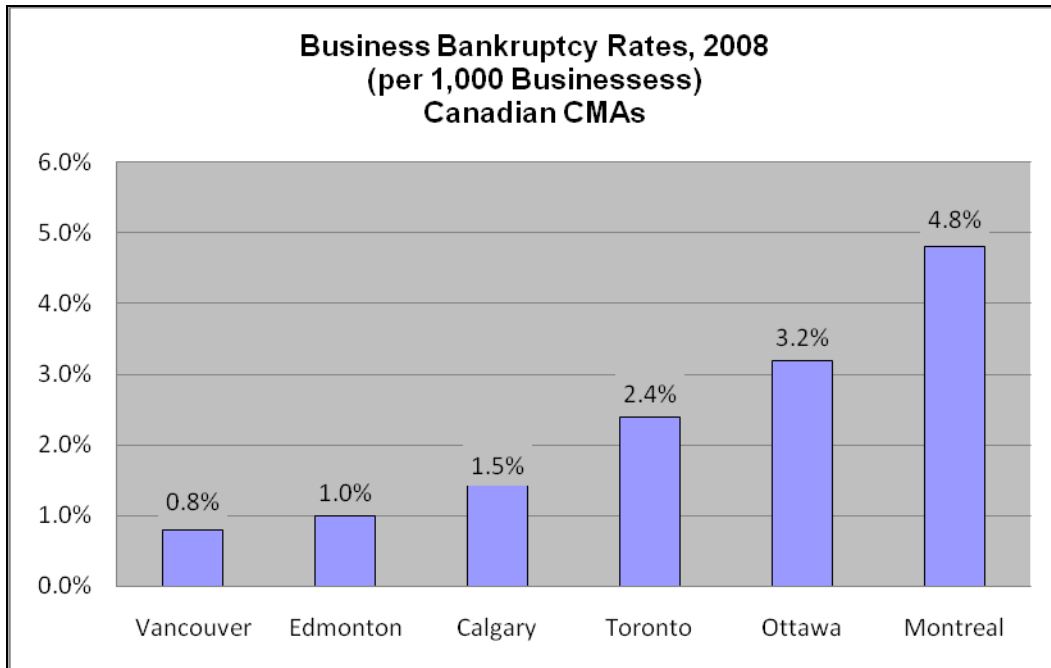
Calgary experienced a dramatic decrease of 66.9 per cent in business bankruptcies over a 10 year period (1999-2008), from 532 in 1999, to 176 in 2008.

Since 94.8 per cent of Calgary CMA's business establishments are small businesses, the majority of business bankruptcies involve small businesses.



Source: Conference Board of Canada, Industry Canada

Of Canada's major CMAs, Calgary had the third lowest business bankruptcy rate per 1,000 businesses in 2008, at 1.5 per cent.



Source: Statistics Canada, Industry Canada